

### CLASSIC OAK



#### Available size

8"x40"  
± 0.35" / 9 mm

#### Color shading



V2

### CONTEMPORARY WHITE



#### Available size

8"x40"  
± 0.35"

#### Color shading



V2

The color of tiles printed in this catalogue may differ from actual tiles. Tile color reproductions in this catalogue are representative only. Slight tone and shade variations are inherent in porcelain tiles. Before selecting a color, we recommend that you contact your local representative, who will provide you with a sample piece of the requested tile.

### ELEGANT WALNUT



#### Available size

8"x40"  
± 0.35"

#### Color shading



V2

### MODERN GREY



#### Available size

8"x40"  
± 0.35"

#### Color shading



V2

This porcelain tile product is manufactured with a V2 shade variation. Remember that the amount of color as well as the texture of each piece may vary from tile to tile. Inspect the product immediately upon delivery and select tiles from many boxes during installation to minimize and blend any possible color difference.

#### Color Shading



V1

UNIFORM APPEARANCE



V2

SLIGHT VARIATION



V3


MODERATE VARIATION



V4

SUBSTANTIAL VARIATION

COLORED BODY PORCELAIN TILE

	COVE BASE  6"x12"
CLASSIC OAK	•
CONTEMPORARY WHITE	•
ELEGANT WALNUT	•
MODERN GREY	•

INFORMATION

RECOMMENDED USE










True is recommended for indoor floors, walls, countertops, and outdoor walls in commercial and residential application. The use of True is not recommended for outdoor application or horizontal exterior surfaces. Landmark recommends an offset no greater than 30%, if a staggered pattern is required for tiles of 20" inches or longer.

CARE AND MAINTENANCE

Do not apply any wax or sealer to the product after installation. Regular cleaning is the best way to keep True tiles looking good. Use clean, hot water (add household cleaner for more aggressive cleaning). Rinse thoroughly and dry with a soft cloth to prevent water spots. Please visit [lcusa.com](http://lcusa.com). For further information regarding the care and maintenance of Landmark products.

WARRANTY

Landmark guarantees that its products will meet or exceed the performance specifications set out in ANSI A137.1- 2012 and in the performance specifications section of the Landmark general catalogue. For more information, please visit our website at [lcusa.com](http://lcusa.com).

PHYSICAL PROPERTIES	TEST ASTM	NORTH AMERICAN STANDARD A137.1*	RESULTS
 Water absorption *	C373	≤ 0.5%	COMPLY WITH ANSI A137.1
 DCOF Average dynamic coefficient of friction **	BOT 3000 test	≥ 0.42	≥ 0.42
 Resistance to freeze/thaw cycling *	C1026	As reported	RESISTANT
 Warpage (edge)	C485	Warpage ± 0.4% or ± 0.05 in	COMPLY WITH ANSI A137.1
 Warpage (diagonal)	C485	Warpage ± 0.4% or ± 0.07 in	COMPLY WITH ANSI A137.1
 Wedging	C502	± 0.25% or ± 0.03 in	COMPLY WITH ANSI A137.1
 Chemical resistance	C650	As reported	UNAFFECTED
 Breaking strength	C648	250 lbf or greater	COMPLY WITH ANSI A137.1
 Thickness	C499	Range: 0.04 in	COMPLY WITH ANSI A137.1

\* Average values referred to our production and related to the matt finish of the product.  
 \*\* As far as values relating to the matt finish of the product and to tests carried out by certified external laboratories whose results are available upon request at Headoffice, we are willing to check the lot you are interested in purchasing.  
 - Be sure to use tiles belonging to the same caliber.  
 - Test results are available on request.  
 - Landmark tiles can be slippery when wet. We recommend to make sure that the surface is always dry.  
 - The information provided can be subject to change. Please refer to [lcusa.com](http://lcusa.com) for the latest, most accurate and up-to-date information.

