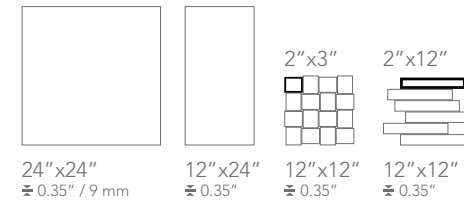



## NORTH WHITE



### Available sizes



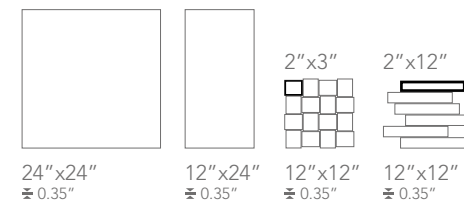
### Color shading



## EAST BEIGE



### Available sizes



### Color shading

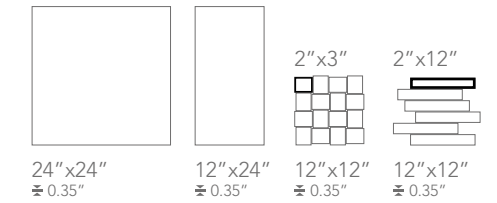


The color of tiles printed in this catalog may differ from actual tiles. Tile color reproductions in this catalog are representative only. Slight tone and shade variations are inherent in porcelain tiles. Before selecting a color, we recommend that you contact your local representative, who will provide you with a sample piece of the requested tile.


## SOUTH GREY



### Available sizes



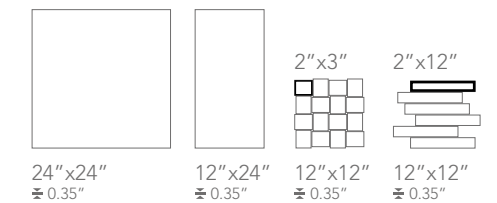
### Color shading



## WEST BLACK



### Available sizes



### Color shading



This porcelain tile product is manufactured with a V2 shade variation. Remember that the amount of color as well as the texture of each piece may vary from tile to tile. Inspect the product immediately upon delivery and select tiles from many boxes during installation to minimize and blend any possible color difference.

### Color Shading





North White  
Mosaic B 2"x3"  
12"x12"



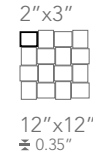
East Beige  
Mosaic B 2"x3"  
12"x12"



South Grey  
Mosaic B 2"x3"  
12"x12"



West Black  
Mosaic B 2"x3"  
12"x12"



2"x3"  
12"x12"  
± 0.35"



North White  
Mosaic F 2"x12"  
12"x12"



East Beige  
Mosaic F 2"x12"  
12"x12"



South Grey  
Mosaic F 2"x12"  
12"x12"



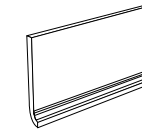
West Black  
Mosaic F 2"x12"  
12"x12"



2"x12"  
12"x12"  
± 0.35"

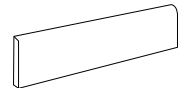


COVE BASE



6"x12"

BULLNOSE



3"x24"

	COVE BASE	BULLNOSE
NORTH WHITE	•	•
EAST BEIGE	•	•
SOUTH GREY	•	•
WEST BLACK	•	•

INFORMATION

RECOMMENDED USE

Milestone is recommended for indoor floors, walls, countertops, and outdoor walls in commercial and residential application. The use of Milestone is not recommended for outdoor application or horizontal exterior surfaces. Landmark recommends an offset no greater than 30%, if a staggered pattern is required for tiles of 20" inches or longer.

CARE AND MAINTENANCE

Do not apply any wax or sealer to the product after installation. Regular cleaning is the best way to keep Milestone tiles looking good. Use clean, hot water (add household cleaner for more aggressive cleaning). Rinse thoroughly and dry with a soft cloth to prevent water spots. Please visit [lcusa.com](http://lcusa.com). For further information regarding the care and maintenance of Landmark products.

WARRANTY

Landmark guarantees that its products will meet or exceed the performance specifications set out in ANSI A137.1- 2012 and in the performance specifications section of the Landmark general catalog. For more information, please visit our website at [lcusa.com](http://lcusa.com).