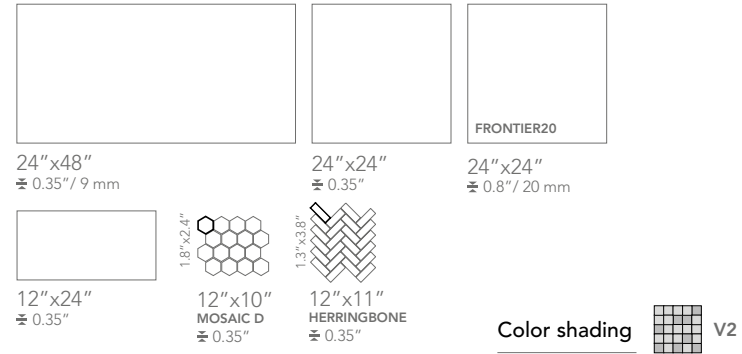


MICHELANGELO EXTRA WHITE



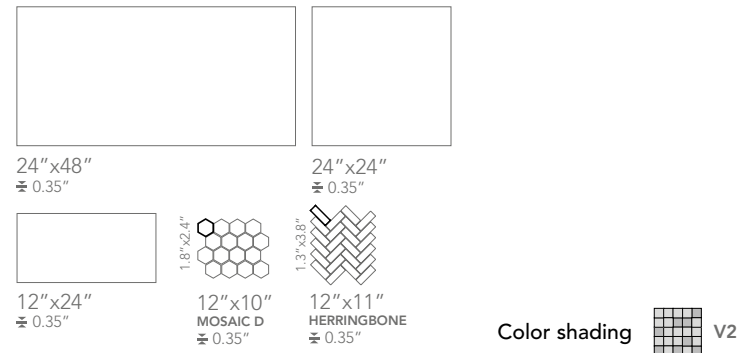
Available sizes



RENOIR PLUS



Available sizes



COTE AZURE DELUXE



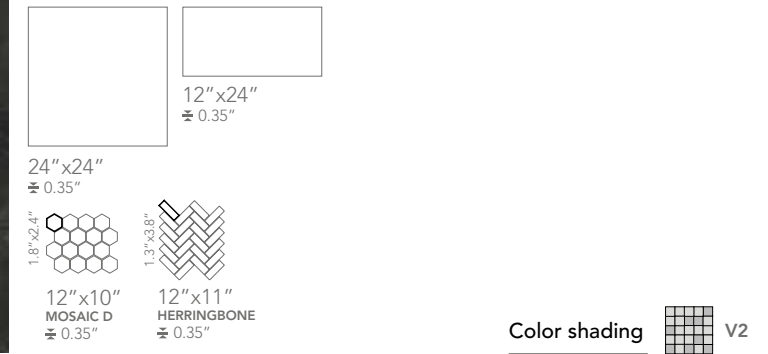
Available sizes



CALACATTA BLACK



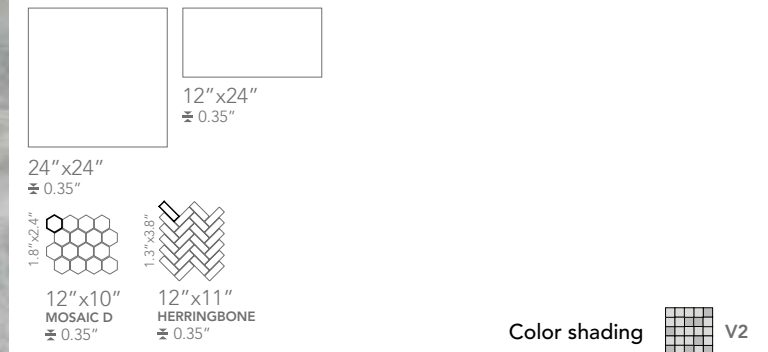
Available sizes



PEARL GREY



Available sizes



The color of tiles printed in this catalog may differ from actual tiles. Tile color reproductions in this catalog are representative only. Slight tone and shade variations are inherent in porcelain tiles. Before selecting a color, we recommend that you contact your local representative, who will provide you with a sample piece of the requested tile.

This porcelain tile product is manufactured with a V2 shade variation. Remember that the amount of color as well as the texture of each piece may vary from tile to tile. Inspect the product immediately upon delivery and select tiles from many boxes during installation to minimize and blend any possible color difference.

Color Shading



COLORED BODY PORCELAIN TILE - Rectified Monocaliber

MATT FINISH



Michelangelo Extra White Mosaic D 1.8"x2.4" 12"x10"



Calacatta Black Mosaic D 1.8"x2.4" 12"x10"



Renoir Plus Mosaic D 1.8"x2.4" 12"x10"



Pearl Grey Mosaic D 1.8"x2.4" 12"x10"



Cote Azure Deluxe Mosaic D 1.8"x2.4" 12"x10"



1.8"x2.4" MOSAIC D
H 0.35"



Michelangelo Extra White Herringbone 1.3"x3.8" 12"x11"



Calacatta Black Herringbone 1.3"x3.8" 12"x11"



Renoir Plus Herringbone 1.3"x3.8" 12"x11"



Pearl Grey Herringbone 1.3"x3.8" 12"x11"



Cote Azure Deluxe Herringbone 1.3"x3.8" 12"x11"



1.3"x3.8" HERRINGBONE
H 0.35"

TRIM TILES

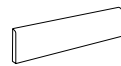
MATT FINISH

COVE BASE



6"x12"

BULLNOSE



3"x24"

	COVE BASE	BULLNOSE
MICHELANGELO EXTRA WHITE	•	•
CALACATTA BLACK	•	•
RENOIR PLUS	•	•
PEARL GREY	•	•
COTE AZURE DELUXE	•	•

RECOMMENDED USE

Charme Evo is recommended for indoor floors, walls, countertops, and outdoor walls in commercial and residential application. The use of Charme Evo, with exception of Frontier20 Michelangelo Extra White 24"x24" (20mm), is not recommended for outdoor application or horizontal exterior surfaces. Landmark recommends an offset no greater than 30%, if a staggered pattern is required for tiles of 20" inches or longer. Landmark recommends the use of leveler for a proper installation.

CARE AND MAINTENANCE

Do not apply any wax or sealer to the product after installation. Regular cleaning is the best way to keep Charme Evo tiles looking good. Use clean, hot water (add household cleaner for more aggressive cleaning). Rinse thoroughly and dry with a soft cloth to prevent water spots. Please visit lcusa.com. For further information regarding the care and maintenance of Landmark products.

WARRANTY

Landmark guarantees that its products will meet or exceed the performance specifications set out in ANSI A137.1- 2012 and in the performance specifications section of the Landmark general catalog. For more information, please visit our website at lcusa.com.

PHYSICAL PROPERTIES	TEST ASTM	NORTH AMERICAN STANDARD A137.1*	RESULTS
Water absorption *	C373	≤ 0.5%	COMPLY WITH ANSI A137.1
DCOF Average dynamic coefficient of friction **	BOT 3000 test	≥ 0.42	≥ 0.42
Resistance to freeze/thaw cycling *	C1026	As reported	RESISTANT
Warpage (edge)	C485	Warpage ± 0.4% or ± 0.05 in	COMPLY WITH ANSI A137.1
Warpage (diagonal)	C485	Warpage ± 0.4% or ± 0.07 in	COMPLY WITH ANSI A137.1
Wedging	C502	± 0.25% or ± 0.03 in	COMPLY WITH ANSI A137.1
Chemical resistance	C650	As reported	UNAFFECTED
Breaking strength	C648	250 lbf or greater	COMPLY WITH ANSI A137.1
Thickness	C499	Range: 0.04 in	COMPLY WITH ANSI A137.1

* Average values referred to our production and related to the matt finish of the product.

** As far as values relating to the matt finish of the product and to tests carried out by certified external laboratories whose results are available upon request at Headoffice, we are willing to check the lot you are interested in purchasing.

- Be sure to use tiles belonging to the same caliber.
- Test results are available on request.
- Landmark tiles can be slippery when wet. We recommend to make sure that the surface is always dry.
- The information provided can be subject to change. Please refer to lcusa.com for the latest, most accurate and up-to-date information.



CALACATTA BLACK

