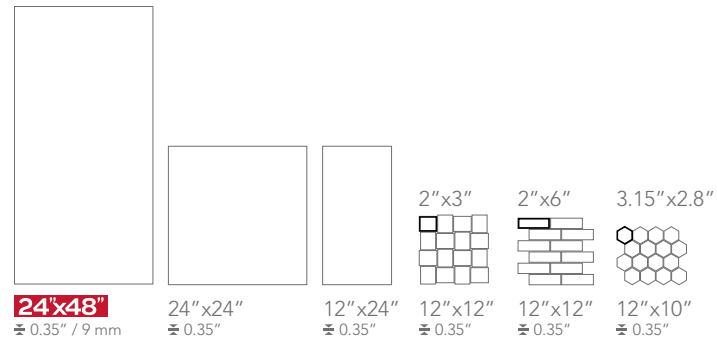


COLORED BODY PORCELAIN TILE - Rectified Monocaliber

CALACATTA GOLD



Available sizes

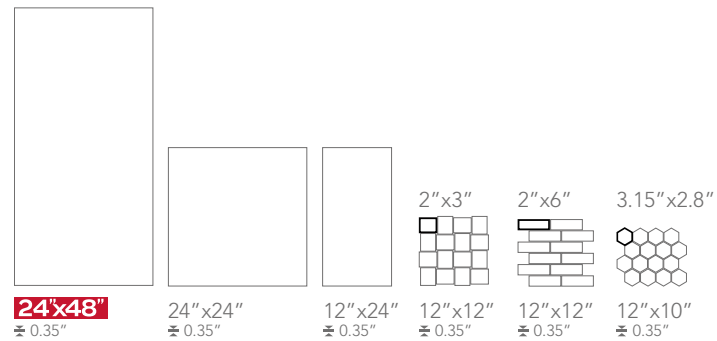


Color shading V2

VEINED STATUARIO



Available sizes



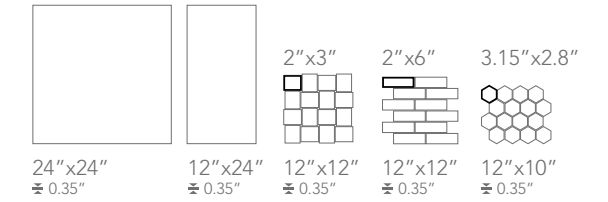
Color shading V2

The color of tiles printed in this catalog may differ from actual tiles. Tile color reproductions in this catalog are representative only. Slight tone and shade variations are inherent in porcelain tiles. Before selecting a color, we recommend that you contact your local representative, who will provide you with a sample piece of the requested tile.

GRAPHITE DARK



Available sizes

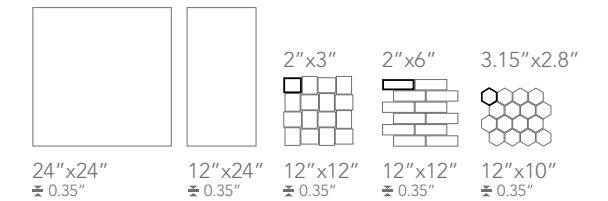


Color shading V2

BROWN FRAPPUCCINO



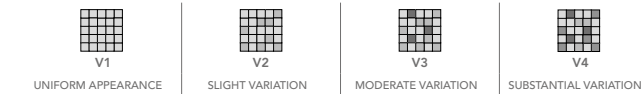
Available sizes



Color shading V2

This porcelain tile product is manufactured with a V2 shade variation. Remember that the amount of color as well as the texture of each piece may vary from tile to tile. Inspect the product immediately upon delivery and select tiles from many boxes during installation to minimize and blend any possible color difference.

Color Shading






Calacatta Gold Mosaic B 2"x3" 12"x12"



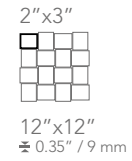
Veined Statuario Mosaic B 2"x3" 12"x12"



Graphite Dark Mosaic B 2"x3" 12"x12"



Brown Frappuccino Mosaic B 2"x3" 12"x12"



12"x12"  
± 0.35" / 9 mm



Calacatta Gold Mosaic C 2"x6" 12"x12"



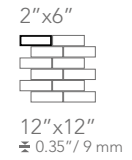
Veined Statuario Mosaic C 2"x6" 12"x12"



Graphite Dark Mosaic C 2"x6" 12"x12"



Brown Frappuccino Mosaic C 2"x6" 12"x12"



12"x12"  
± 0.35" / 9 mm



Calacatta Gold Mosaic D 3.15"x2.8" 12"x10"



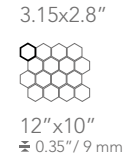
Veined Statuario Mosaic D 3.15"x2.8" 12"x10"



Graphite Dark Mosaic D 3.15"x2.8" 12"x10"







Brown Frappuccino Mosaic D 3.15"x2.8" 12"x10"



12"x10"  
± 0.35" / 9 mm

TRIM TILES

	COVE BASE  6"x12"	BULLNOSE  3"x24"	DECORATIVE ACCENT BIG  1.8"x24"	DECORATIVE ACCENT SMALL  1.2"x24"
CALACATTA GOLD	•	•	•	•
BROWN FRAPPUCCINO	•	•	•	•
VEINED STATUARIO	•	•	•	•
GRAPHITE DARK	•	•	•	•

RECOMMENDED USE

Charme is recommended for indoor floors, walls, countertops, and outdoor walls in commercial and residential application. The use of Charme is not recommended for outdoor application or horizontal exterior surfaces. Landmark recommends an offset no greater than 30%, if a staggered pattern is required for tiles of 20" inches or longer.

CARE AND MAINTENANCE

Do not apply any wax or sealer to the product after installation. Regular cleaning is the best way to keep Charme tiles looking good. Use clean, hot water (add household cleaner for more aggressive cleaning). Rinse thoroughly and dry with a soft cloth to prevent water spots. Please visit [lcsa.com](http://lcsa.com). For further information regarding the care and maintenance of Landmark products.

WARRANTY

Landmark guarantees that its products will meet or exceed the performance specifications set out in ANSI A137.1- 2012 and in the performance specifications section of the Landmark general catalog. For more information, please visit our website at [lcsa.com](http://lcsa.com).

