



timeless
BEYOND TRADITIONS

 **LANDMARK**
CERAMICS



"Wood" is a gathering of porcelain tile collections that reflect various natural wood essences. Floor and wall surfaces accurately reproduce the touch and look of the natural material matching different interior decoration styles. The authentic texture and feel of natural wood combines with the excellent technical characteristics of Landmark porcelain tile that guarantees optimal performance in every intended use both residential and commercial.

A new landmark in the ceramic industry

Landmark Ceramics is an American company, based in Tennessee that has set out to research, manufacture and sell top quality porcelain ceramics in North America, taking advantage of the proven experience of the Gruppo Concorde, an international leader in the sector. Technological innovation, market presence, attention to detail, the welfare of people and the environment, efficient service and a thorough product range make Landmark a new benchmark in the North American market for those who are looking for a reliable partner for any building and architecture project using US Made top quality porcelain tiles.

timeless

BEYOND TRADITIONS



Wood-look porcelain tiles rich in memories of the past gives a new look to contemporary living spaces recovering the exclusive flair of tradition. Every surface tells of a unique and unrepeatable past: the age-old look of wood represents an exclusive added value and creates a sense of authenticity and naturalness.

LEARN MORE ABOUT





PREMIUM
Almond
PRODUCTS



VINTAGE DISCOVERY

The space, gathered in the delicate warmth of ceramics, mirrors the characteristics of those who love to dare and, at the same time, embrace tradition with a touch of irony and character. On the floor, the herringbone installation pattern is particularly stunning thanks to the color shading of the surface.

PROJECT

FLOOR DESIGN

Timeless Almond - 8"x40"

WALL DESIGN

Brick World Soho White - 3"x12"





A soft and warm wood-look surface evokes the marks of time.



True-to-life



PROJECT

FLOOR DESIGN

Timeless Almond - 8"x40"

WALL DESIGN

Brick World Soho White - 3"x12"



Contemporary ritual



Age-old wood meets traditional shapes for cutting edge spaces.

PROJECT

FLOOR DESIGN

Timeless White - 8"x40"

Attitude Fabric - 8.5"x10"

WALL DESIGN

Brick World Soho White - 3"x12"



PREMIUM
Gray
PRODUCTS

SPONTANEOUS AESTHETIC

Wood-look surfaces boosted by the ravages of time combine urban personality and vintage soul, for intimate atmospheres that bring strong emotions and focus on a captivating appeal.

PROJECT
FLOOR DESIGN
Timeless Gray - 8"x40"
WALL DESIGN
Timeless Gray - 8"x40"





A gray wood and cement-look shade expresses the metropolitan soul of the project.



Warm surroundings



PROJECT
FLOOR DESIGN
Timeless Gray - 8"x40"



Renewed wood



Creative lacunar patterns of installation and design elements reveal from soft and natural surfaces.

PROJECT

FLOOR DESIGN

Timeless Brown - 8"x40"

WALL DESIGN

Attitude Simply Grey - 8.5"x10"





FADING RESISTANT
stable chromatically over time



DOESN'T BENT
hard and compact



ECO-FRIENDLY AND SAFE



PET FRIENDLY
dog and cat nails proof



RESISTANT TO FROST
snow and ice proof



FLOOR HEAT FRIENDLY



RESISTANT TO ACID



EASY TO KEEP CLEAN

VOC FREE

NO VOC
volatile organic compound



WATER PROOF
doesn't absorbe



FIRE PROOF
doesn't burn or smoke

WHITE



Available size



8"x40"*
 ± 0.35" / 9 mm
 * 7 3/4" x40" nominal size

Color shading



V3

GRAY



Available size



8"x40"*
 ± 0.35" / 9 mm
 * 7 3/4" x40" nominal size

Color shading



V3

The colour of tiles printed in this catalogue may differ from actual tiles. Tile color reproductions in this catalogue are representative only. Slight tone and shade variations are inherent in porcelain tiles. Before selecting a colour, we recommend that you contact your local representative, who will provide you with a sample piece of the requested tile.

ALMOND



Available size



8"x40"*
 ± 0.35" / 9 mm
 * 7 3/4" x40" nominal size

Color shading



V3

BROWN



Available size



8"x40"*
 ± 0.35" / 9 mm
 * 7 3/4" x40" nominal size

Color shading




V3

This porcelain tile product is manufactured with a V3 shade variation. Remember that the amount of colour as well as the texture of each piece may vary from tile to tile. Inspect the product immediately upon delivery and select tiles from many boxes during installation to minimize and blend any possible colour difference.

Color Shading



	COVE BASE
	 6" x 12"
WHITE	•
GRAY	•
ALMOND	•
BROWN	•

RECOMMENDED USE

Timeless is recommended for indoor floors, walls, countertops, and outdoor walls in commercial and residential application. The use of Timeless is not recommended for outdoor application or horizontal exterior surfaces. Landmark recommends an offset no greater than 30%, if a staggered pattern is required for tiles of 20" inches or longer.

CARE AND MAINTENANCE










Do not apply any wax or sealer to the product after installation. Regular cleaning is the best way to keep Timeless tiles looking good. Use clean, hot water (add household cleaner for more aggressive cleaning). Rinse thoroughly and dry with a soft cloth to prevent water spots. Please visit lcusa.com. For further information regarding the care and maintenance of Landmark products.

WARRANTY

Landmark guarantees that its products will meet or exceed the performance specifications set out in ANSI A137.1- 2012 and in the performance specifications section of the Landmark general catalogue. For more information, please visit our website at lcusa.com.



COLORED BODY PORCELAIN TILE - Rectified Monocaliber

PHYSICAL PROPERTIES	TEST ASTM	NORTH AMERICAN STANDARD A137.1*	RESULTS
 Water absorption *	C373	≤ 0.5%	COMPLY WITH ANSI A137.1
 DCOF Average dynamic coefficient of friction **	BOT 3000 test	≥ 0.42	≥ 0.42
 Resistance to freeze/thaw cycling *	C1026	As reported	RESISTANT
 Warpage (edge)	C485	Warpage ± 0.4% or ± 0.05 in	COMPLY WITH ANSI A137.1
 Warpage (diagonal)	C485	Warpage ± 0.4% or ± 0.07 in	COMPLY WITH ANSI A137.1
 Wedging	C502	± 0.25% or ± 0.03 in	COMPLY WITH ANSI A137.1
 Chemical resistance	C650	As reported	UNAFFECTED
 Breaking strength	C648	250 lbf or greater	COMPLY WITH ANSI A137.1
 Thickness	C499	Range: 0.04 in	COMPLY WITH ANSI A137.1

* Average values referred to our production and related to the matt finish of the product.

** As far as values relating to the matt finish of the product and to tests carried out by certified external laboratories whose results are available upon request at Headoffice, we are willing to check the lot you are interested in purchasing.

- Be sure to use tiles belonging to the same caliber.
- Test results are available on request.
- Landmark tiles can be slippery when wet. We recommend to make sure that the surface is always dry.
- The information provided can be subject to change. Please refer to lcusa.com for the latest, most accurate and up-to-date information.





 **LANDMARK**
CERAMICS

Landmark Ceramics - UST, Inc.
1427 N. Main Street
Mount Pleasant, TN 38474

Tel. 931.325.5700

www.lcusa.com

LEARN MORE ABOUT

