



RE-TRUE

DISTRESSED NATURAL MATERIAL

 **LANDMARK**
CERAMICS



"Wood" is a gathering of porcelain tile collections that reflect various natural wood essences. Floor and wall surfaces accurately reproduce the touch and look of the natural material matching different interior decoration styles. The authentic texture and feel of natural wood combines with the excellent technical characteristics of landmark porcelain tile that guarantees optimal performance in every intended use both residential and commercial.

A new **landmark** in the ceramic industry

Landmark ceramics is an American company, based in Tennessee that has set out to research, manufacture and sell top quality porcelain ceramics in North America, taking advantage of the proven experience of the Gruppo Concorde, an international leader in the sector. Technological innovation, market presence, attention to detail, the welfare of people and the environment, efficient service and a thorough product range make Landmark a new benchmark in the North American market for those who are looking for a reliable partner for any building and architecture project using US Made top quality porcelain tiles.

RE-TRUE

DISTRESSED NATURAL MATERIAL

The surfaces of this collection of porcelain stoneware tiles have a wood effect. This effect gives the look of re-claimed boards being re-used in new contexts, bearing the marks of time, as well as machining, and paint stripping. The collection has an authentic retro look, offering a range of wood species for projects with lots of personality.

LEARN MORE ABOUT



MULTICOLOR  & WHITE

RE-NOVATED COMFORT

The appeal of time gone by is the added value of Re-True. The collection's warm, seasoned look enhances rooms with hints of time past, maintaining the simplicity and harmony typical of wood as a furnishing material.



PROJECT

FLOOR DESIGN

Re-True White, Multicolor - 8"x40"

KITCHEN BACKSPLASH

Charme Veined Statuario Mosaic C - 12"x12"



The effect of time produces mature-looking surfaces for rooms full of charm.

OLD STYLE RELAX

PROJECT
FLOOR DESIGN
Re-True White, Multicolor - 8"x40"
KITCHEN BACKSPLASH
Charme Veined Statuario Mosaic C - 12"x12"



NATURAL MODERNITY

GREY

The Re-True boards, full of color and vintage effects, keep intact the memory of the wood that was the original painted surface. The natural veining of the original wood, visible below the surface paint, becomes a defining mark of the collection, increasing its realism and naturalness.

PROJECT
FLOOR DESIGN
Re-True Grey - 8"x40"
WALL DESIGN
Brick World Soho White - 3"x12"
Re-True Grey - 8"x40"





Resistant, unchanging over time, easy to clean and maintain: this product is suitable for every context and environment and offers superior technical performance.

PROJECT
FLOOR DESIGN
Re-True Grey - 8"x40"

MULTICOLOR & WHITE

RECOVER THE PAST TO DESIGN THE PRESENT

The strong and decisive, yet at the same time soft and welcoming character of the re-used wood in the Re-True collection is ideal for those public spaces that seek an authentic and slightly retro flavor combined with the demands of modern design. These spaces are comfortable and pleasant places to spend time.

PROJECT

FLOOR DESIGN

True Classic Oak - 8"x40"

Re-True White - 8"x40"

WALL DESIGN

True Classic Oak - 8"x40"

Re-True Multicolor - 8"x40"





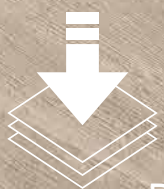
Its appeal is rooted in the past but finds a modern interpretation with Re-True, thanks to the amazing properties of porcelain stoneware, which guarantee impeccable results even in commercial spaces.

OLD TASTE, MODERN PERFORMANCE

PROJECT
FLOOR DESIGN
Re-True White - 8"x40"
WALL DESIGN
Re-True Multicolor - 8"x40"



FADING RESISTANT
stable chromatically over time



DOESN'T BEND
hard and compact



ECO-FRIENDLY AND SAFE



PET FRIENDLY
dog and cat nails proof



RESISTANT TO FROST
snow and ice proof



FLOOR HEAT FRIENDLY



RESISTANT TO ACID



EASY TO KEEP CLEAN

VOC FREE

NO VOC
volatile organic compound



WATER PROOF
doesn't absorb



FIRE PROOF
doesn't burn or smoke

WHITE



Available size



8"x40"
± 0.35" / 9 mm

Color shading



V3

GREY



Available size



8"x40"
± 0.35"

Color shading



V3

The color of tiles printed in this catalogue may differ from actual tiles. Tile color reproductions in this catalogue are representative only. Slight tone and shade variations are inherent in porcelain tiles. Before selecting a color, we recommend that you contact your local representative, who will provide you with a sample piece of the requested tile.

MULTICOLOR



Available size



8"x40"
± 0.35"

Color shading



V4

TRIM TILE

COVE BASE



6"x12"

WHITE



GREY



MULTICOLOR



Color Shading



V1

UNIFORM APPEARANCE



V2

SLIGHT VARIATION



V3

MODERATE VARIATION



V4

SUBSTANTIAL VARIATION

This porcelain tile product is manufactured with a V3 and V4 shade variation. Remember that the amount of color as well as the texture of each piece may vary from tile to tile. Inspect the product immediately upon delivery and select tiles from many boxes during installation to minimize and blend any possible color difference.

COLORED BODY PORCELAIN TILE

RECOMMENDED USE

Re-True is recommended for indoor floors, walls, countertops, and outdoor walls in commercial and residential application. The use of Re-True is not recommended for outdoor application or horizontal exterior surfaces. Landmark recommends an offset no greater than 30%, if a staggered pattern is required for tiles of 20" inches or longer.










CARE AND MAINTENANCE

Do not apply any wax or sealer to the product after installation. Regular cleaning is the best way to keep Re-True tiles looking good. Use clean, hot water (add household cleaner for more aggressive cleaning). Rinse thoroughly and dry with a soft cloth to prevent water spots. Please visit lcusa.com. For further information regarding the care and maintenance of Landmark products.

WARRANTY

Landmark guarantees that its products will meet or exceed the performance specifications set out in ANSI A137.1- 2012 and in the performance specifications section of the Landmark general catalogue. For more information, please visit our website at lcusa.com.



PHYSICAL PROPERTIES	TEST ASTM	NORTH AMERICAN STANDARD A137.1*	RESULTS
 Water absorption *	C373	≤ 0.5%	COMPLY WITH ANSI A137.1
 DCOF Average dynamic coefficient of friction **	BOT 3000 test	≥ 0.42	≥ 0.42
 Resistance to freeze/thaw cycling *	C1026	As reported	RESISTANT
 Warpage (edge)	C485	Warpage ± 0.4% or ± 0.05 in	COMPLY WITH ANSI A137.1
 Warpage (diagonal)	C485	Warpage ± 0.4% or ± 0.07 in	COMPLY WITH ANSI A137.1
 Wedging	C502	± 0.25% or ± 0.03 in	COMPLY WITH ANSI A137.1
 Chemical resistance	C650	As reported	UNAFFECTED
 Breaking strength	C648	250 lbf or greater	COMPLY WITH ANSI A137.1
 Thickness	C499	Range: 0.04 in	COMPLY WITH ANSI A137.1

* Average values referred to our production and related to the matt finish of the product.

** As far as values relating to the matt finish of the product and to tests carried out by certified external laboratories whose results are available upon request at Headoffice, we are willing to check the lot you are interested in purchasing.

- Be sure to use tiles belonging to the same caliber.
- Test results are available on request.
- Landmark tiles can be slippery when wet. We recommend to make sure that the surface is always dry.
- The information provided can be subject to change. Please refer to lcusa.com for the latest, most accurate and up-to-date information.





 **LANDMARK**
CERAMICS



 **LANDMARK**
CERAMICS

Landmark Ceramics - UST, Inc.
1427 N. Main Street
Mount Pleasant, TN 38474

Tel. 931.325.5700

www.lcusa.com

LEARN MORE ABOUT

