



NATURAL:DESIGN
SURFACE EMOTIONS

 **LANDMARK**
CERAMICS



"Wood" is a gathering of porcelain tile collections that reflect various natural wood essences. Floor and wall surfaces accurately reproduce the touch and look of the natural material matching different interior decoration styles. The authentic texture and feel of natural wood combines with the excellent technical characteristics of Landmark porcelain tile that guarantees optimal performance in every intended use both residential and commercial.

A new **landmark** in the ceramic industry

Landmark Ceramics is an American company, based in Tennessee that has set out to research, manufacture and sell top quality porcelain ceramics in North America, taking advantage of the proven experience of the Gruppo Concorde, an international leader in the sector. Technological innovation, market presence, attention to detail, the welfare of people and the environment, efficient service and a thorough product range make Landmark a new benchmark in the North American market for those who are looking for a reliable partner for any building and architecture project using US Made top quality porcelain tiles.

NATURAL:DESIGN SURFACE EMOTIONS

Design porcelain ceramics for floors and walls inspired by American walnut planks are crisscrossed by delicate design traces, so typical of the manufacturing of natural materials such as planing, veining, saw cutting. Every detail enriches the product, giving identity, expression and strength to the four different shades in the range.

LEARN MORE ABOUT





INTENSE REFINEMENT

Marked and elegant, the Natural Design collection creates cozy and warm atmospheres in contemporary style venues. The intense and extremely natural color of the wood-look surface pervades the living space giving strong visual emotions and warm tactile feels.

PROJECT

FLOOR DESIGN
Natural Design Walnut - 8"x40"
WALL DESIGN
Charme Calacatta Gold - 18"x36"





The soft surface finish, crisscrossed by micro-textures, emphasize the natural feel of the product.

RELAXATION

COMFORT

PROJECT

FLOOR DESIGN

Natural Design Walnut - 8"x40"

WALL DESIGN

Charme Calacatta Gold - 18"x36"



MOTION ON SURFACE



Colors and graphic richness in the 8x40 plank size enrich the design project.

PROJECT

FLOOR DESIGN
Natural Design Almond - 8"x40"
Natural Design Pepper - 8"x40"





ELEGANT MIX

Any wood essence is a blend of different shades that make the surface a pleasant mix of hues and nuances. The contemporary venue takes on a strong and bold character thanks to the marked identity of graphic details and knots that are so typical of natural wood manufacturing.

PROJECT

FLOOR DESIGN
Natural Design Almond - 8"x40"
WALL DESIGN
Attitude Light White - 8.5"x10"





In any color of the range,
veining and shades express
the warmth of wood.

LIVELY

TRADITION

PROJECT

FLOOR DESIGN
Natural Design Almond - 8"x40"
WALL DESIGN
Attitude Light White - 8.5"x10"



METROPOLITAN SURFACE



Details of wood manufacturing and delicate graphic hints stress the real natural effect of the surface.

PROJECT

FLOOR DESIGN
Natural Design Pepper - 8"x40"
WALL DESIGN
Brick World Soho Black - 3"x12"





FADING RESISTANT
stable chromatically over time



DOESN'T BENT
hard and compact



ECO-FRIENDLY AND SAFE



PET FRIENDLY
dog and cat nails proof




RESISTANT TO FROST
snow and ice proof



FLOOR HEAT FRIENDLY



RESISTANT TO ACID



EASY TO KEEP CLEAN

VOC FREE

NO VOC
volatile organic compound



WATER PROOF
doesn't absorbe



FIRE PROOF
doesn't burn or smoke

NATURAL:DESIGN

COLORED BODY PORCELAIN TILE - Rectified Monocaliber

SIZE 8"x40"

PEPPER



Available size



8"x40"*
± 0.35" / 9 mm
* 7 3/4" x40" nominal size

Color shading



V3

ALMOND



Available size



8"x40"*
± 0.35" / 9 mm
* 7 3/4" x40" nominal size

Color shading



V3

The colour of tiles printed in this catalogue may differ from actual tiles. Tile color reproductions in this catalogue are representative only. Slight tone and shade variations are inherent in porcelain tiles. Before selecting a colour, we recommend that you contact your local representative, who will provide you with a sample piece of the requested tile.

WALNUT



Available size



8"x40"*
± 0.35" / 9 mm
* 7 3/4" x40" nominal size

Color shading



V3

This porcelain tile product is manufactured with a V3 shade variation. Remember that the amount of colour as well as the texture of each piece may vary from tile to tile. Inspect the product immediately upon delivery and select tiles from many boxes during installation to minimize and blend any possible colour difference.

Color Shading



V1

UNIFORM APPEARANCE



V2

SLIGHT VARIATION



V3

MODERATE VARIATION



V4


SUBSTANTIAL VARIATION

NATURAL:DESIGN

COLORED BODY PORCELAIN TILE - Rectified Monocaliber

SIZE 8"x40"

INFORMATION

	COVE BASE
	 6"x12"
PEPPER	●
ALMOND	●
WALNUT	●

RECOMMENDED USE

Natural Design is recommended for indoor floors, walls, countertops, and outdoor walls in commercial and residential application. The use of Natural Design is not recommended for outdoor application or horizontal exterior surfaces. Landmark recommends an offset no greater than 30%. If a staggered pattern is required for tiles of 20" inches or longer.

CARE AND MAINTENANCE

Do not apply any wax or sealer to the product after installation. Regular cleaning is the best way to keep Natural Design tiles looking good. Use clean, hot water (add household cleaner for more aggressive cleaning). Rinse thoroughly and dry with a soft cloth to prevent water spots. Please visit lusa.com. For further information regarding the care and maintenance of Landmark products.

WARRANTY










Landmark guarantees that its products will meet or exceed the performance specifications set out in ANSI A137.1- 2012 and in the performance specifications section of the Landmark general catalogue. For more information, please visit our website at lusa.com.



NATURAL:DESIGN

TILE PERFORMANCE DATA

COLORED BODY PORCELAIN TILE - Rectified Monocaliber

PHYSICAL PROPERTIES	TEST ASTM	NORTH AMERICAN STANDARD A137.1*	RESULTS
 Water absorption *	C373	≤ 0.5%	COMPLY WITH ANSI A137.1
 DCOF Average dynamic coefficient of friction **	BOT 3000 test	≥ 0.42	≥ 0.42
 Resistance to freeze/thaw cycling *	C1026	As reported	RESISTANT
 Warpage (edge)	C485	Warpage ± 0.4% or ± 0.05 in	COMPLY WITH ANSI A137.1
 Warpage (diagonal)	C485	Warpage ± 0.4% or ± 0.07 in	COMPLY WITH ANSI A137.1
 Wedging	C502	± 0.25% or ± 0.03 in	COMPLY WITH ANSI A137.1
 Chemical resistance	C650	As reported	UNAFFECTED
 Breaking strength	C648	250 lbf or greater	COMPLY WITH ANSI A137.1
 Thickness	C499	Range: 0.04 in	COMPLY WITH ANSI A137.1

* Average values referred to our production and related to the matt finish of the product.

** As far as values relating to the matt finish of the product and to tests carried out by certified external laboratories whose results are available upon request at Headoffice, we are willing to check the lot you are interested in purchasing.

- Be sure to use tiles belonging to the same caliber.
- Test results are available on request.
- Landmark tiles can be slippery when wet. We recommend to make sure that the surface is always dry.
- The information provided can be subject to change. Please refer to lcusa.com for the latest, most accurate and up-to-date information.





 **LANDMARK**
CERAMICS

Landmark Ceramics - UST, Inc.
1427 N. Main Street
Mount Pleasant, TN 38474

Tel. 931.325.5700

www.lcusa.com

LEARN MORE ABOUT

